

SCHEDA TECNICA – JEANS CARGO SOUL
COD. A00147

TESSUTO

98% cotone
 2% elastane
 12 once

DESCRIZIONE

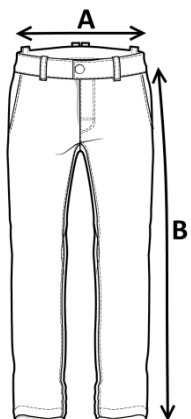
Tessuto denim elasticizzato con lavaggio enzimatico e finissaggio soft-touch.

Design classico a 5 tasche, doppi passanti in vita e bordatura interna della cintura in colore fluo, pences alle ginocchia per maggior comfort.

Borchiette in metallo con incisione "1969", patch effetto pelle, travette di rinforzo.

TAGLIE

DALLA 42 ALLA 62



Il margine di tolleranza produttivo, nel rispetto delle dimensioni della taglia, può essere del +/- 3%

SIZE – cm IT	42	44	46	48	50	52	54	56	58	60	62
SIZE – cm FR	38	40	42	44	46	48	50	52	54	56	58
SIZE – cm UK/US	32	34	36	38	40	42	44	46	48	50	52
SIZE – cm DE	44	46	48	50	52	54	56	58	60	62	64
A – ½ CIRCONFERENZA VITA	38	40	42	44	46	48	50	52	54	56	58
B – LUNGHEZZA FIANCO SENZA CINTURA	100,5	101	102,5	104	106	108	110	112	113	113,5	116



CATEGORIA I
 per rischi minimi

rossini.
 DESIGN



01 - BLU



05 - NERO



LF - LIGHT BLUE



01 - BLU

 **TECHNICAL SHEET – CARGO SOUL JEANS**

CODE A00147

FABRIC

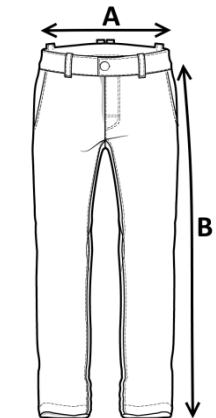
98% cotton
2% elastane
12 ounces

DESCRIPTION

Stretch denim fabric with enzyme wash and soft-touch finish.
Classic 5-pocket design, double belt loops and fluorescent inner belt trim, pleats at the knees for greater comfort.
Metal studs engraved with "1969", leather effect patch, bar tack reinforcements.

SIZES

FROM 42 TO 62



Measurements may vary +/- 3%, tolerance within size scale

SIZE – cm IT	42	44	46	48	50	52	54	56	58	60	62
SIZE – cm FR	38	40	42	44	46	48	50	52	54	56	58
SIZE – cm UK/US	32	34	36	38	40	42	44	46	48	50	52
SIZE – cm DE	44	46	48	50	52	54	56	58	60	62	64
A – ½ WAIST CIRCUMFERENCE	38	40	42	44	46	48	50	52	54	56	58
B – OUTSEAM WITHOUT BELT	100,5	101	102,5	104	106	108	110	112	113	113,5	116



CATEGORY I
for minimum risks

rossini.
DESIGN



01 – BLUE



LF – LIGHT BLUE



05 – BLACK



01 – BLUE

 **FICHA TÉCNICA – JEANS CARGO SOUL**

CÓD. A00147

COMPOSICIÓN

98% algodón
2% elastano
12 onzas

DESCRIPCIÓN

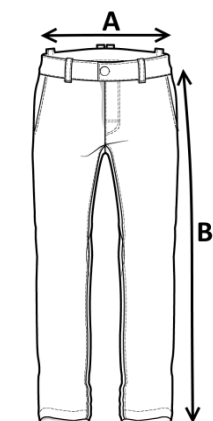
Tejido denim elástico con lavado enzimático y acabado soft-touch.

Diseño clásico de 5 bolsillos, trabillas dobles en la cintura y bordado interno del cinturón en color fluorescente, pences en las rodillas para mayor comodidad.

Tachones metálicos con la inscripción "1969", parche efecto piel, travettas de refuerzo.

TALLAS

De la 42 a la 62



El margen de tolerancia productiva, respetando las dimensiones de la talla, puede ser de +/- 3%

SIZE – cm IT	42	44	46	48	50	52	54	56	58	60	62
SIZE – cm FR	38	40	42	44	46	48	50	52	54	56	58
SIZE – cm UK/US	32	34	36	38	40	42	44	46	48	50	52
SIZE – cm DE	44	46	48	50	52	54	56	58	60	62	64
A – ½ CIRCUNFERENCIA DE LA CINTURA	38	40	42	44	46	48	50	52	54	56	58
B – LONGITUD DE CADERA SIN LA CINTURILLA	100,5	101	102,5	104	106	108	110	112	113	113,5	116



CATEGORÍA I
para riesgos mínimos

rossini.
DESIGN



01 - AZUL



05 - NEGRO



LF - LIGHT BLUE



01 - AZUL

FISA TEHNICA – JEANȘI CARGO SOUL

COD. A00147

MATERIAL

98% bumbac

2% elastan

12 uncii

DESCRIERE

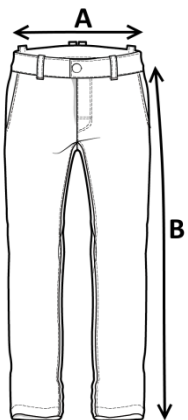
Țesătură denim stretch, tratată cu spălare enzimatică și finisaj soft-touch.

Croială clasică cu 5 buzunare, găici duble pentru curea și bordură fluorescentă pe interiorul taliei, pliseuri la genunchi pentru confort sport.

Nituri metalice gravate „1969”, patch cu efect de piele, pespunturi de întărire.

MĂRIMI

De la 42 la 62



Marja de toleranță a producției, respectând dimensiunile mărimii, poate fi de +/-3%.

SIZE – cm IT	42	44	46	48	50	52	54	56	58	60	62
SIZE – cm FR	38	40	42	44	46	48	50	52	54	56	58
SIZE – cm UK/US	32	34	36	38	40	42	44	46	48	50	52
SIZE – cm DE	44	46	48	50	52	54	56	58	60	62	64
A – ½ CIRCUMFERINȚĂ TALIE	38	40	42	44	46	48	50	52	54	56	58
B – LUNGIME PANTALON FĂRĂ BETELIE	100,5	101	102,5	104	106	108	110	112	113	113,5	116

CE

CATEGORIA I
pentru riscuri minime

rossini.
DESIGN



01 – BLEUMARIN



05 – NEGRU



LF – LIGHT BLUE



01 – BLEUMARIN

FICHE TECHNIQUE – JEANS CARGO SOUL
CODE A00147

TISSU

98% coton
2% élasthanne
12 onces

DESCRIPTION

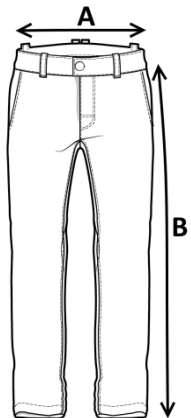
Tissu denim extensible avec lavage enzymatique et finition soft-touch.

Design classique à 5 poches, passants de ceinture doubles et garniture intérieure fluorescente, plis aux genoux pour plus de confort.

Clous en métal avec gravure « 1969 », patch effet cuir, renforts de bordure.

TAILLES

DU 42 AU 62



La marge de tolérance de production, dans le respect des dimensions de la taille, peut être de +/- 3 %

SIZE – cm IT	42	44	46	48	50	52	54	56	58	60	62
SIZE – cm FR	38	40	42	44	46	48	50	52	54	56	58
SIZE – cm UK/US	32	34	36	38	40	42	44	46	48	50	52
SIZE – cm DE	44	46	48	50	52	54	56	58	60	62	64
A – ½ TOUR DE TAILLE	38	40	42	44	46	48	50	52	54	56	58
B – LONGUEUR CÔTÉ SANS CEINTURE	100,5	101	102,5	104	106	108	110	112	113	113,5	116



CATÉGORIE I
pour les risques minimaux

ROSSINI.
DESIGN



01 – BLEU



05 – NOIR



LF – LIGHT BLUE



01 – BLEU